

Dodwell Park is a small family run park, very clean and quiet, set in lovely countryside just two miles south-west of Stratford-upon-Avon. This is an ideal location from which to visit Shakespeare's birthplace, Anne Hathaway's cottage and Warwick Castle, as well as numerous charming Cotswold villages with their thatched Inns.

There are country walks to the River Avon and the village of Luddington.



Amenities include:

- ✦ Toilets
- ✦ Free hot showers
- ✦ Wash hand basins with hot water
- ✦ Hand and hair driers
- ✦ Shaving points
- ✦ Dishwashing facilities
- ✦ Dogs Welcome
- ✦ Shop and off-licence
- ✦ Calor and Camping Gaz
- ✦ Hard standings
- ✦ Electric hook-ups
- ✦ Public telephone and post box



Park Shop




## *Dodwell Park- At the Heart of Shakespeare Country*

Stratford-upon-Avon, the birthplace of William Shakespeare, is steeped in culture and history. Set in beautiful rural Warwickshire countryside, on the banks of the river Avon, it is one of the most important tourist destinations in the UK.




Anne Hathaway's Cottage



Nash's House



Shakespeare's Birthplace




River Avon

Some of the main attractions in and around Stratford-upon-Avon are the Shakespearean properties. These include:

- ✦ Shakespeare's Birthplace
- ✦ Anne Hathaway's Cottage
- ✦ Mary Arden's House
- ✦ Nash's House
- ✦ New Place Hall's Croft

Other attractions that can be found in Stratford are:

- ✦ River Cruises
- ✦ Guide Friday Open Top Bus
- ✦ The Butterfly Farm
- ✦ The Teddy Bear Museum
- ✦ The Shire Horse Centre
- ✦ Stratford Brass Rubbing Centre
- ✦ Harvard House
- ✦ The Falstaff Experience



Halls Croft

*How to find Dodwell Park....  
The ideal spot from which to explore  
Shakespeare Country....*



Using Dodwell Park as a base, you can enjoy the delights not only of Shakespeare's home-town, but also the nearby surrounding shire counties of Oxfordshire, Worcestershire and Gloucestershire. Enjoy Warwick Castle and Henley in Arden to the north, Blenheim Palace and the Cotswolds to the south, Worcester and the Malverns to the west and all within an hour's journey of Stratford itself.

On leaving Stratford-upon-Avon, take the B439 signposted "B439 BIDFORD" (formerly A439) for two miles, you will then find us on the left (after going over a large hill).



*At the heart of  
Shakespeare  
Country.....*



**dodwell  
park**.co.uk

[www.dodwellpark.co.uk/map](http://www.dodwellpark.co.uk/map)

Evesham Road, Stratford-upon-Avon  
Worcestershire CV37 9SR  
Tel: 01789 204957  
e-mail: [enquiries@dodwellpark.co.uk](mailto:enquiries@dodwellpark.co.uk)