



There are country walks to the River Avon and the village of Luddington.



Dodwell Park is a small family run park, very clean and quiet, set in lovely countryside just two miles south-west of Stratford-upon-Avon. This is an ideal location from which to visit Shakespeare's birthplace, Anne Hathaway's cottage & Warwick Castle, as well as numerous charming Cotswold villages with their thatched inns.

Amenities include :-

- ♣ Toilets
- ♣ Free hot showers
- ♣ Wash hand basins with hot water
- ♣ Hand and hair dryers
- ♣ Shaving points
- ♣ Dishwashing facilities
- ♣ Shop and off-licence
- ♣ Calor and Camping Gaz
- ♣ Hard standings (limited)
- ♣ Electric hook-ups
- ♣ Post box at main entrance
- ♣ Bus stop outside main entrance
- ♣ Dogs welcome (max two per pitch)

www.dodwellpark.co.uk

Dodwell Park At the Heart of Shakespeare Country

Stratford-upon-Avon, the birthplace of William Shakespeare, is steeped in culture and history. Set in beautiful rural Warwickshire countryside, on the banks of the river Avon, it is one of the most important tourist destinations in the UK.

Some of the main attractions in and around Stratford-upon-Avon are the Shakespearean properties. These include :-

- ♣ Shakespeare's Birthplace
- ♣ Anne Hathaway's Cottage
- ♣ Mary Arden's House
- ♣ Nash's House and New Place
- ♣ Hall's Croft


Other attractions to be found in or nearby Stratford include :-

- ♣ River Cruises
- ♣ City Sightseeing Open-top Bus
- ♣ The Butterfly Farm
- ♣ Warwick Castle
- ♣ Stratford Amouries
- ♣ Brass Rubbing Centre
- ♣ Harvard House
- ♣ The Falstaff Experience
- ♣ Ragley Hall & Gardens



Warwick Castle

Photo by Chris Nyborg used under license 1




Mary Arden's House

Photo by Elliott Brown used under license 2



Royal Shakespeare Company

Photo by Paul Downey used under license 3



Shakespeare's Birthplace

Photo by Elliott Brown used under license 2

*How to find Dodwell Park ...
The ideal spot from which to explore
Shakespeare Country*



Using Dodwell Park as a base, you can enjoy the delights not only of Shakespeare's home-town, but also the nearby surrounding shire counties of Oxfordshire, Worcestershire & Gloucestershire. Enjoy Warwick Castle and Henley in Arden to the north, Blenheim Palace and the Cotswolds to the south, Worcester and the Malverns to the west and all within an hour's journey of Stratford itself.

*At the heart of
Shakespeare
Country ...*



Photo by Kev747 used under license 1



Photo by Richard Peat used under license 2



Photo by Rept0n1x used under license 1

On leaving Stratford-upon-Avon, take the B439 signposted "B439 Bidford" (also signposted Stratford Racecourse) for 2 miles, go past the Racecourse turn off and you will then find us on the left (after going over a large hill).




Image Licenses

- 1 <https://creativecommons.org/licenses/by-sa/3.0/deed.en>
- 2 <https://creativecommons.org/licenses/by/2.0/>
- 3 <https://creativecommons.org/licenses/by/2.0/deed.en>



dodwell park.co.uk



Evesham Road, Stratford-upon-Avon
Warwickshire CV37 9SR
Tel: 01789 204957
e-mail: enquiries@dodwellpark.co.uk